



**NASHVILLE PUBLIC WORKS**

**426 NORTH MAIN , NASHVILLE, AR 71852  
PH (870) 845-4015 - FAX (870) 845-7409**

**February 22, 2010**

**STATE OF ARKANSAS  
Department of Environmental Quality  
5301 Northshore Drive  
North Little Rock, AR 72118-5317**

**Attn: Ms. Shirley Vaughn  
NPDES Enforcement**

**Re: 2009 Pretreatment Performance Summary (PPS)  
NPDES # AR021776, AFIN # 31-00036**

**Dear Ms. Vaughn:**

**Enclosed you shall find the City of Nashville's Pretreatment Performance Summary for the year of 2009. NRS Engineering of Hot Springs is at this time completing our local limits and ordinance changes. If you find any discrepancies in this report, please contact us immediately. You may contact us at 845-4015.**

**Sincerely,**

A handwritten signature in cursive script that reads 'Larry Dunaway'.

**Larry Dunaway  
Public Works Director**

**enclosure (1)**

**cc: Allen Gilliam, State Pretreatment Coordinator  
NPDES 2010 Pretreatment File**


**MONITORING RESULTS FOR THE ANNUAL PRETREATMENT REPORT**

REPORTING YEAR: JANUARY 01, 2009 TO DECEMBER 31, 2009

TREATMENT PLANT: CITY OF NASHVILLE NPDES #: AR0021776

METALS CYANIDE PHENOLS	MAHC (TOTAL) (ug/l)	INFLUENT DATES SAMPLED				WQ LEVEL LIMITS (ug/l)	EFFLUENT DATES SAMPLED				LABORATORY ANALYSIS		
		(ug/l)					(ug/l)				EPA	EPA	DETECT
		ONCE PER QUARTER					ONCE PER QUARTER				MQL	METHOD	LIMIT
		DATE	DATE	DATE	DATE		DATE	DATE	DATE	DATE	DATE	(ug/l)	USED
		2/6/2009	5/18/2009	8/31/2009	11/2/2009		3/2/2009	6/2/2009	9/15/2009	12/28/2009			
Antimony		<2.00	<2.00	0.93	<2.00	n/a	<1.01	<1.01	<2.00	<2.00	60	200.8	2
Cadmium		<5.00	<1.00	0.31	2.18		<.0251	<5.00	<5.00	<5.00	0.5	200.8	1
Copper		19	18.4	15.4	4.67		12.1	4.31	3.69	2.71	0.5	200.8	1
Lead		1.24	1.88	0.67	0.32		0.7	0.78	<.050	0.22	0.5	200.8	1
Mercury		<.150	0.0164	0.0195	0.00441		0.41	<.0050	0.0064	0.0271	0.005	245.7	
Nickel		12.1	14.1	4.7	8.12		41.4	16.2	11.9	17.9	0.5	200.8	1
Selenium		<2.00	<2.00	1.88	1.84				<2.00	<4.00	5	200.8	2
Silver		0.19	0.25	0.08	0.5		0.11	<.500	<.500	<.500	0.5	200.8	1
Zinc		98.7	52.8	68	81.7		50	27.7	16.2	10.1	20	200.8	5
Chromium		6.94	22.4	3.19	5.14		5.7	2.34	0.83	1.51	10	200.8	1
Cyanide		<5.00	<5.00	1.8	<5.00		<3.04	<5.00	0.28	<.500	10	SM4500	
Arsenic		<5.00	1.02	1.97	1.04		1.39	1	1.08	<2.00	0.5	200.8	1
Molybdenum		<3.00	<3.00	2.64	N/A	n/a	N/A	<3.00	N/A	<3.00		200.8	2
Phenols		23.2	34.1	9.4	17.3	n/a	4.3	<5.00	4.7	BROKE	5	420.1	5
Beryllium		<.150	<1.00	0.25	<5.00		<.146	<5.00	<5.00	<5.00	0.5	200.8	1
Thallium		<.500	<.500	<5.00	<5.00	n/a	<.345	0.65	<.050	<.500	0.5	200.8	1
Flow, MGD		1.704	3.496	1.196	2.979	n/a	1.988	2.066	2.069	1.934			

LARRY DUNAWAY



PUBLIC WORKS DIRECTOR

DATE: 2-25-10

**It is advised that the influent and effluent samples are collected considering flow detention time through each plant. Analytical MQLs must be met for the effluent ( and SHOULD be met for the influent) so that the data can also be used for LOCAL LIMITS assessment and NPDES application purposes**

**This value was calculated during the development of TBLL based on State WQ criteria, EPA guidance and either ADEQ Pretreatment staff Excel spreadsheets or the Permittee's consultant with concurrence from Pretreatment staff.**

**Record the name of any pollutant {40 CFR 122, Appendix D, Table II and/or Table V} detected and the concentration at which they were detected**

**MAHL - Maximum Allowable Headworks Level MAHC - Maximum Allowable Headworks Concentration**

**WQ - Water Quality Levels not to exceed OR actual permit limit**

**ATTACHMENT A  
 PRETREATMENT PROGRAM STATUS REPORT  
 UPDATED SIGNIFICANT INDUSTRIAL USERS LIST**

Industrial User Name	NAICS Code	40 CFR xxx or N/A	Control Document Y/N	New User Action	Times Inspected	Times Sampled	Compliance Status ( N/A, C, NC, or SNC)				Permit Limits		
							BMR	Reports	Semi Annual	Self Monitoring			
								90-Day Compliance					
Aero Metal Incorporated	3471	433.15	YES		2/10/2010	2/10/2009	C	C	1/1/2010	C	NRS of Hot Springs is in the process		
	3462	PSES										5/11/2009	5/11/2009
	3421												6/3/2009
	3312												
Jan-Eze Plating	3471	433.17	YES		6/25/2009	1-12/13-09	C	C	6/25/2009	C	of establishing local limits		
		PSNS			7/8/2010	07-7/8-09			1/7/2010				

*Larry Dunaway*

2-23-10

**LARRY DUNAWAY  
 PUBLIC WORKS DIRECTOR**

**DATE:**

ATTACHMENT B

SIGNIFICANT VIOLATIONS - ENFORCEMENT ACTIONS TAKEN

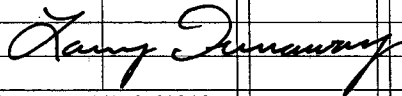
COMPLIANCE  
SCHEDULE

INDUSTRIAL USER NAME	NATURE OF VIOLATION		NUMBER OF ACTION TAKEN					PENALTIES COLLECTED	DATE ISSUED	DATE DUE	CURRENT STATUS
	REPORTS	LIMITS	N.O.V.	A.O.	CIVIL	CRIMINAL	OTHER				

AERO-METAL  
INCORPORATED

JAN-EZE PLATING

THERE WERE NO VIOLATIONS, FINES, PENALTIES, OR ACTIONS TAKEN IN 2009



2-23-10

LARRY DUNAWAY  
PUBLIC WORKS DIRECTOR

DATE:

**PRETREATMENT PERFORMANCE SUMMARY (PPS)  
ATTACHMENT C**

**NOTE: ALL QUESTIONS REFER TO THE INDUSTRIAL PRETREATMENT PROGRAM AS APPROVED BY THE EPA. THE PERMITTEE SHOULD NOT ANSWER THE QUESTIONS BASED ON CHANGES MADE TO THE APPROVED PROGRAM WITHOUT DEPARTMENT AUTHORIZATION.**

**I. GENERAL INFORMATION**

Control Authority Name: CITY OF NASHVILLE

Address: 426 NORTH MAIN

City: NASHVILLE State/Zip Code: ARKANSAS 71852

Contact Person: ED CARLYLE, JR. Title: PRETREATMENT COORDINATOR

Contact Phone Number: (870) 845-7402 NPDES Permit Number: AR0021776

Reporting Period: JANURARY 01, 2009 DECEMBER 31, 2009  
(Beginning Month and Year) (Ending Month and Year)

Total Number of Categorical Industrial Users: 2

Total Number of Significant Non-categorical Users: 0

Total Number of Non-Significant (yet permitted): 0

**II. SIGNIFICANT INDUSTRIAL USER COMPLIANCE**

	<b><u>SIGNIFICANT INDUSTRIAL USERS</u></b>	
	<b><u>Categorical</u></b>	<b><u>Non-Categorical</u></b>
1. No. of SIUs Submitting BMRs/Total Number Required .....	<u>0 / 0</u>	<u>N/A</u>
2. No. of SIUs Submitting 90-Day Compliance Reports/No. Required .....	<u>0 / 0</u>	<u>N/A</u>
3. No. of SIUs Submitting Semiannual Reports/ Total No. Required .....	<u>2 / 2</u>	<u>0 / 0</u>
4. No. of SIUs Meeting Compliance Schedule/ Total No. Required to meet Schedule .....	<u>0 / 0</u>	<u>0 / 0</u>
5. No. of In-Significant Noncompliance/Total No. of SIUs .....	<u>0 / 0</u>	<u>0 / 0</u>
6. Rate of Significant Noncompliance for all SIUs (categorical and non categorical).....	<u>0 / 0</u>	<u>0 / 0</u>

**III. COMPLIANCE MONITORING PROGRAM**

**SIGNIFICANT INDUSTRIAL USERS**

**Categorical    Non-Categorical**

1. No. of Control Documents Issued/Total No. Required .....	<u>  2  </u> / <u>  2  </u>	<u>  0  </u> / <u>  0  </u>
2. No. of Non-Sampling Inspections Conducted .....	<u>  2  </u> / <u>  2  </u>	<u>  4  </u> / <u>  0  </u>
3. No. of Sampling Visits Conducted .....	<u>  3  </u> / <u>  4  </u>	<u>  0  </u> / <u>  0  </u>
4. No. of Facilities Inspected (non-sampling) .....	<u>  0  </u> / <u>  0  </u>	<u>  0  </u> / <u>  0  </u>
5. No. of Facilities Sampled .....	<u>  5  </u> / <u>  2  </u>	<u>  0  </u> / <u>  0  </u>

**IV. ENFORCEMENT ACTIONS**

1. No. of Compliance Schedules Issued/No. of Schedules Required .....	<u>  0  </u> / <u>  0  </u>	<u>  0  </u> / <u>  0  </u>
2. No. of Notices of Violations Issued to SIUs .....	<u>  0  </u> / <u>  0  </u>	<u>  0  </u> / <u>  0  </u>
3. No. of Administrative Orders Issued to SIUS .....	<u>  0  </u> / <u>  0  </u>	<u>  0  </u> / <u>  0  </u>
4. No. of Civil Suits Filed .....	<u>  0  </u> / <u>  0  </u>	<u>  0  </u> / <u>  0  </u>
5. No. of Criminal Suits Filed .....	<u>  0  </u> / <u>  0  </u>	<u>  0  </u> / <u>  0  </u>
6. No. of Significant Violators (attach newspaper clipping from local paper) .....	<u>  0  </u> / <u>  0  </u>	<u>  0  </u> / <u>  0  </u>
7. Amount of Penalties Collected (total dollars/ius assessed) .....	<u>  0  </u> / <u>  0  </u>	<u>  0  </u> / <u>  0  </u>
8. Other Actions ( sewer bans, etc.) .....	<u>  0  </u> / <u>  0  </u>	<u>  0  </u> / <u>  0  </u>


**The following certification must be signed in order for this form to be considered complete.**

**“I certify under penalty of law that this document and all attachments were prepared under my direction or supervision in accordance with a system designed to assure that qualified personnel properly gather and evaluate the information submitted. Based on my inquiry of the person or persons who manage the system, or those persons directly responsible for gathering the information, the information submitted is to the best of my knowledge and belief, true, accurate, and complete. I am aware that there are significant penalties for submitting false information, including the possibility of fine and imprisonment for knowing violations.”**

*Larry Dunaway*  
**Larry Dunaway, Public Works Director**

2-23-10  
**Date/Time**

**MR. LARRY DUNAWAY  
PUBLIC WORKS DIRECTOR  
426 NORTH MAIN  
NASHVILLE, AR 71852**



**Arkansas Department of  
Environmental Quality  
Attn: Ms. Shirley Vaughan  
5301 Northshore Drive  
North Little Rock, AR  
72118-5317**

